

PORTABLE & DIGITAL

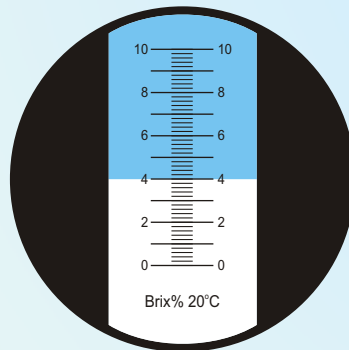
REFRACTOMETERS



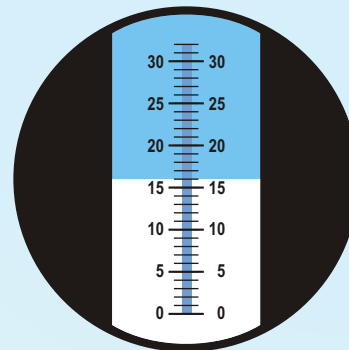
▶ Portable Refractometer



▶ Brix series:



LPRM-10A



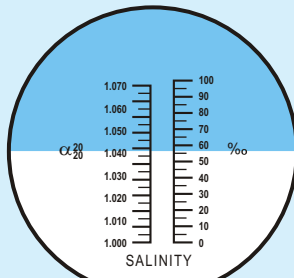
LPRM-10C

Model No.	Application	Measuring Range (%)	Resolution (%)	Size (mm)	Weight (g)	Catalog No.
LPRM-10A	Brix	0~10	0.1	27 x 40 x 210	215	50750101
LPRM-10B	Brix	0~18	0.1	27 x 40 x 190	200	50750102
LPRM-10C	Brix	0~32	0.2	27 x 40 x 160	176	50750103
LPRM-10D	Brix	28~62	0.2	27 x 40 x 148	176	50750104
LPRM-10E	Brix	45~82	0.5	27 x 40 x 140	150	50750105
LPRM-10F	Brix	58~90 Brix 38~43°Be' 12(17)~27% Water	0.5Brix 0.5°Be' 1% Water	27 x 40 x 160	176	50750106
LPRM-10G	Brix	58~92	0.5	27 x 40 x 124	176	50750107
LPRM-10H	Brix	58~92 Brix 38~43°Be' 12~27% Water	0.5% Brix 0.5°Be' 1% Water	27 x 40 x 160	176	50750108
LPRM-10I	Brix	0~50	1		176	50750109
LPRM-10J	Brix	0~80 (2 ranges)	1	31 x 175	-	50750111
LPRM-10K	Brix	0~90 (3 ranges)	0.2	29 x 40 x 200	-	50750112
LPRM-10L	Brix/ATC	0~10	0.1	29 x 40 x 210	230	50750113
LPRM-10M	Brix/ATC	0~18	0.1	29 x 40 x 210	215	50750114
LPRM-10N	Brix/ATC	0~32	0.2	29 x 40 x 160	215	50750115
LPRM-10O	Brix/ATC	28~62	0.2	29 x 40 x 148	215	50750116
LPRM-10P	Brix/ATC	58~90 Brix 38~43°Be' 12(17)~27% Water	0.5 Brix 0.5°Be' 1% Water	29 x 40 x 160	215	50750117

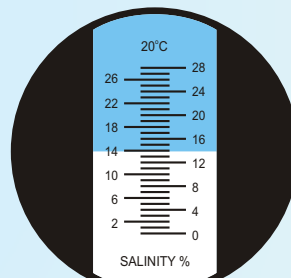
► **Honey Series:**

Model No.	Application	Measuring Range (%)	Resolution (%)	Size(mm)	Weight(g)	Catalog no.
LPRM-20A	Honey	13~25 Honey Moisture	0.1	27 x 40 x 124	175	50750201
LPRM-20B	Honey	58~90 Brix 38~43°Be' 17~27% Water	0.5 Brix 0.5°Be' 1% Water	27 x 40 x 124	175	50750202
LPRM-20C	Honey	58~92 Brix 38~43°Be' 12~27% Water	0.5 Brix 0.5°Be' 1% Water	27 x 40 x 124	175	50750203
LPRM-20D	Honey/ATC	13~25 Honey Moisture	0.1	27 x 40 x 124	215	50750204
LPRM-20E	Honey/ATC	58~90Brix 38~43°Be' 17~27% Water	0.5Brix 0.5°Be' 1% Water	27 x 40 x 124	215	50750205
LPRM-20F	Honey/ATC	58~92Brix 38~43°Be' 12~27% Water	0.5Brix 0.5°Be' 1% Water	27 x 40 x 124	215	50750206

► **Salinity Series:**



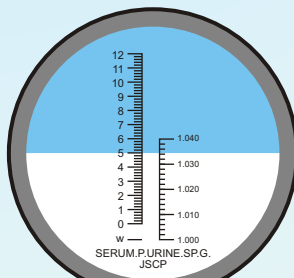
LPRM-30A



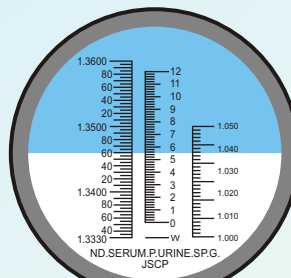
LPRM-30B

Model no.	Application	Measuring Range	Resolution (%)	Size(mm)	Weight(g)	Catalog no.
LPRM-30A	Salinity	0~100 1.000~1.070sg	1 0.001	27 x 40 x 190	200	50750301
LPRM-30B	Salinity	0~28%	0.2	27 x 40 x 160	176	50750302
LPRM-30C	Salinity/ATC	0~100 1.000~1.070sg	1 0.001	29 x 40 x 190	220	50750303
LPRM-30D	Salinity/ATC	0~28%	0.2	27 x 40 x 190	220	50750304

► **Protein/Urine Series:**



LPRM-40A



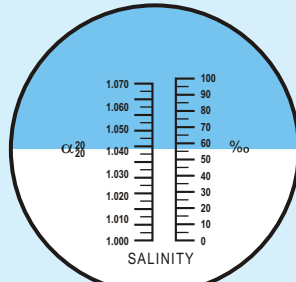
LPRM-40E

Model No.	Application	Measuring Range	Resolution	Size(mm)	Weight(g)	Catalog no.
LPRM-40A	Protein/Urine	0~12g/dl 1.000~1.040sg	0.2g/dl 0.002sg	27 x 40 x 150	175	50750401
LPRM-40B	Protein/Urine	0~12g/dl 1.000~1.050sg 1.3330~1.3600RI	0.2g/dl 0.002sg 0.00025RI	27 x 40 x 150	175	50750402
LPRM-40C	Protein/Urine	0~12g/100ml 1.000~1.050UG 1.3325~1.3600nD	0.2g/dl 0.005UG 0.0005nD	27 x 40 x 150	175	50750403
LPRM-40D	Protein/Urine	0~12g/dl 1.000~1.040UG 1.3325~1.3600nD	0.2g/dl 0.005UG 0.0005nD	27 x 40 x 150	175	50750404
LPRM-40E	Protein/ATC	0~12g/dl 1.000~1.050sg 1.3330~1.3600RI	0.2g/dl 0.002sg 0.00025RI	29 x 40 x 150	215	50750405
LPRM-40F	Protein/ATC	0~12g/100ml 1.000~1.050UG 1.3325~1.3600nD	0.2g/dl 0.005UG 0.0005nD	29 x 40 x 150	215	50750406

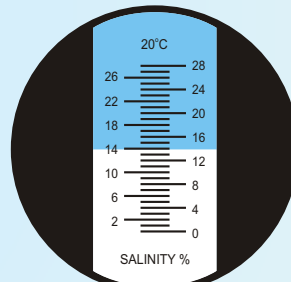
► **Honey Series:**

Model No.	Application	Measuring Range (%)	Resolution (%)	Size(mm)	Weight(g)	Catalog no.
LPRM-20A	Honey	13~25 Honey Moisture	0.1	27 x 40 x 124	175	50750201
LPRM-20B	Honey	58~90 Brix 38~43°Be' 17~27% Water	0.5 Brix 0.5°Be' 1% Water	27 x 40 x 124	175	50750202
LPRM-20C	Honey	58~92 Brix 38~43°Be' 12~27% Water	0.5 Brix 0.5°Be' 1% Water	27 x 40 x 124	175	50750203
LPRM-20D	Honey/ATC	13~25 Honey Moisture	0.1	27 x 40 x 124	215	50750204
LPRM-20E	Honey/ATC	58~90Brix 38~43°Be' 17~27% Water	0.5Brix 0.5°Be' 1% Water	27 x 40 x 124	215	50750205
LPRM-20F	Honey/ATC	58~92Brix 38~43°Be' 12~27% Water	0.5Brix 0.5°Be' 1% Water	27 x 40 x 124	215	50750206

► **Salinity Series:**



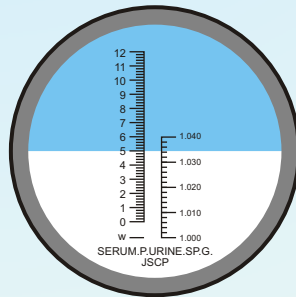
LPRM-30A



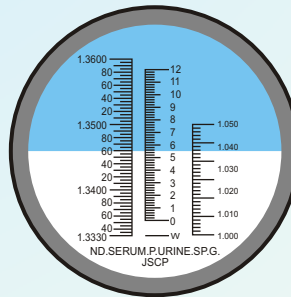
LPRM-30B

Model no.	Application	Measuring Range	Resolution (%)	Size(mm)	Weight(g)	Catalog no.
LPRM-30A	Salinity	0~100 1.000~1.070sg	1 0.001	27 x 40 x 190	200	50750301
LPRM-30B	Salinity	0~28%	0.2	27 x 40 x 160	176	50750302
LPRM-30C	Salinity/ATC	0~100 1.000~1.070sg	1 0.001	29 x 40 x 190	220	50750303
LPRM-30D	Salinity/ATC	0~28%	0.2	27 x 40 x 190	220	50750304

► **Protein/Urine Series:**



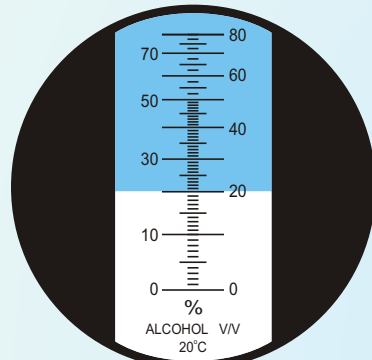
LPRM-40A



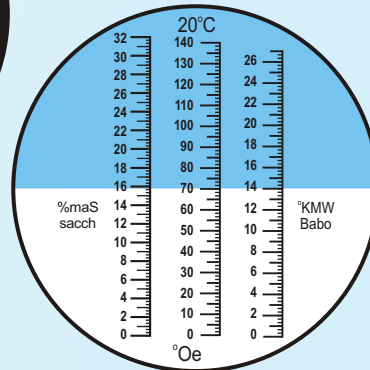
LPRM-40E

Model No.	Application	Measuring Range	Resolution	Size(mm)	Weight(g)	Catalog no.
LPRM-40A	Protein/Urine	0~12g/dl 1.000~1.040sg	0.2g/dl 0.002sg	27 x 40 x 150	175	50750401
LPRM-40B	Protein/Urine	0~12g/dl 1.000~1.050sg 1.3330~1.3600RI	0.2g/dl 0.002sg 0.00025RI	27 x 40 x 150	175	50750402
LPRM-40C	Protein/Urine	0~12g/100ml 1.000~1.050UG 1.3325~1.3600nD	0.2g/dl 0.005UG 0.0005nD	27 x 40 x 150	175	50750403
LPRM-40D	Protein/Urine	0~12g/dl 1.000~1.040UG 1.3325~1.3600nD	0.2g/dl 0.005UG 0.0005nD	27 x 40 x 150	175	50750404
LPRM-40E	Protein/ATC	0~12g/dl 1.000~1.050sg 1.3330~1.3600RI	0.2g/dl 0.002sg 0.00025RI	29 x 40 x 150	215	50750405
LPRM-40F	Protein/ATC	0~12g/100ml 1.000~1.050UG 1.3325~1.3600nD	0.2g/dl 0.005UG 0.0005nD	29 x 40 x 150	215	50750406

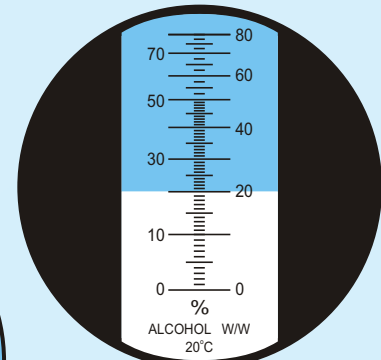
► Alcohol Series:



LPRM-50A



LPRM-50F



LPRM-50B

Model No.	Application	Measuring Range (%)	Resolution (%)	Size(mm)	Weight(g)	Catalog no.
LPRM-50A	Alcohol	0~80 v/v	0~60:1 60~80:2.5	27 x 40 x 190	200	50750501
LPRM-50B	Alcohol	0~80 w/w	0~60:1 60~80:2.5	27 x 40 x 190	200	50750502
LPRM-50C	Alcohol	0~25 v/v	0.1	27 x 40 x 150	175	50750503
LPRM-50D	Alcohol	0~25 v/v 0~40 Brix	0.1 v/v 0.2Brix	27 x 40 x 150	175	50750504
LPRM-50E	Alcohol	0~25 v/v 0~20 Baume	0.1 v/v 0.2 Baume	27 x 40 x 150	175	50750505
LPRM-50F	Wine	0~140Oe 0~25KMW(Babo) 0~32 Mas	1 0.2 2	27 x 40 x 150	175	50750506
LPRM-50G	Wine	0~170Oe	2	27 x 40 x 150	175	50750507
LPRM-50H	Wine	0~140Oe 0~32Brix	1 0.2	27 x 40 x 150	175	50750508
LPRM-50I	Alcohol/ATC	0~25 v/v	0.1	29 x 40 x 150	200	50750509
LPRM-50J	Alcohol/ATC	0~25 v/v 0~40 Brix	0.1 0.2	27 x 40 x 150	200	50750511
LPRM-50K	Alcohol/ATC	0~25 v/v 0~20 Baume	0.1 0.2	27 x 40 x 150	200	50750512
LPRM-50L	Wine/ATC	0~140 Oe 0~25% KMW(Babo) 0~32 Brix	1 0.2 0.2	27 x 40 x 150	200	50750513
LPRM-50M	Wine/ATC	0~170 Oe	2	27 x 40 x 150	200	50750514
LPRM-50N	Wine/ATC	0~140 Oe 0~32 Brix	1 0.2	27 x 40 x 150	200	50750515

► Coolant/Battery Series:

Model No.	Application	Measuring Range	Resolution	Size(mm)	Weight (g)	Catalog no.
LPRM-60A	Battery/ Coolants Antifreeze Cleaner	-6 °H~30°H 1.15~1.30sg	10°H 0.01sg	27 x 40 x 160	176	50750601
LPRM-60B		-50°C~0°C 1.15~1.30sg	10°C 0.01sg	27 x 40 x 160	176	50750602
LPRM-60C		-50°C~0°C -40°C~0°C 1.15~1.30sg	10°C 5°C 0.01sg	27 x 40 x 160	176	50750603
LPRM-60D		-50°C~0°C G13,G11/12 -40°C~0°C SRFI 1.15~1.40kg/l	5°C 10°C 0.01kg/l	27 x 40 x 160	176	50750604
LPRM-60E	Battery/ Coolants Antifreeze cleaner	-60°H~30°H 1.15~1.30sg	10°H 0.01sg	27 x 40 x 160	215	50750605
LPRM-60F		-50°C~0°C 1.15~1.30sg	10°C 0.01sg	27 x 40 x 160	215	50750606
LPRM-60G		-50°C~0°C -40°C~0°C 1.15~1.30sg	10°C 5°C 0.01sg	27 x 40 x 160	215	50750607
LPRM-60H		-50°C~0°C G13,G11/12 -40°C~0°C SRFI 1.15~1.40kg/l	5°C 10°C 0.01kg/l	27 x 40 x 160	215	50750608
LPRM-60I	Brake	1~6% Standard 250°H~500°HBoiling Point	1% 25°H	-	176	50750609
LPRM-60J	Brake	1~6 Standard 125°H~275°HBoiling Point	1% 25°H	-	176	50750611
LPRM-60K	Salinity/ATC	0~28%	0.2%	27 x 40 x 190	220	50750612

► Industrial Fluid Series:

Model No.	Application	Measuring Range	Resolution	Size(mm)	Weight(g)	Catalog no.
LPRM-70A	Industries Fluids	0~10%	0.1%	27 x 40 x 210	175	50750701
LPRM-70B		0~18%	0.1%	27 x 40 x 190	175	50750702
LPRM-70C		0~32%	0.2%	27 x 40 x 160	175	50750703
LPRM-70D	Industries Fluids/ATC	0~10%	0.1%	27 x 40 x 210	215	50750704
LPRM-70E		0~18%	0.1%	27 x 40 x 190	215	50750705
LPRM-70F		0~32%	0.2%	27 x 40 x 160	215	50750706
LPRM-70G	Refractive Index	1.3300~1.5200nD	0.001RI	30 x 36 x 200	610	50750707
LPRM-70H		1.3300~1.4040nD	0.001RI	27 x 40 x 160	175	50750708
LPRM-70I		1.4680~1.5200nD	0.001RI	27 x 40 x 160	175	50750709
LPRM-70J	Emulsion	M10 0~15%	0.50%	27 x 40 x 160	175	50750711
		MDT 0~15%	0.50%			

▶ Accessories:

Items	Catalog No.
Eyeshade	50750771
Suction tube	50750772
Screw driver	50750773

▶ Method of operation:

- ▶ Aim the front end of the refractometer in the direction of a bright light, and adjust the adjusting ring of diopter (5) until the reticle can be seen clearly.
- ▶ Adjustment of null: Open the cover plate and put one or two drops of distilled water on the cover plate and press it lightly, then adjust the correcting screw to make the light/dark boundary coincide with the null line. (Salinity/ATC Model should be adjusted at an environmental temperature of 20°C).
- ▶ Open the cover plate, clean the surface of prism with a piece of soft cotton flannel, drop 1~2 drops of solution to be measured. Close the cover plate and press it lightly, then read the corresponding scale of light and dark boundary. The reading is the brix of the measured solution.
- ▶ After measurement, clean the surface of prism and cover plate with a moist gauze. After drying, it should be stored carefully.

▶ Maintenance:

- ▶ Adjustment for the null liquid and specimen should be in the same temperature. If the temperature varies greatly, the null point should be adjusted once per 30 minutes.
- ▶ After usage, do not use water to wash the instrument, so as to avoid water entering into the pipe of instrument.
- ▶ This is a precision optical instrument. Handle it gently and take good care of it. Do not touch or scratch the optical surfaces. Keep it in a dry, clean and non-corrosiveness environment, to prevent the surface from turning moldy and foggy.
- ▶ If the consumers use the instrument in accordance with the mentioned method of usage, the optical performance should not change.

▶ Temperature Compensation:

- ▶ The reference temperature is 20°C. In operation, the temperature compensation should be made according to the table. ATC is a refractometer provided with an Automatic Temperature Compensation function. It need not correct the temperature.

REFRACTOMETER

► Gemological Refractometer – LPRM-90



Refractive Index is one of the most important optical parameters used to identify and authenticate polished precious and semi-precious gemstones. LPRM-90 Gemological refractometer is a low cost, lightweight measuring instrument used by jewelers and traders of gemstones. The Gemological refractometer can also be used to identify whether a particular stone is Isotropic or Anisotropic (uniaxial or biaxial).

► Technical Specification:

Model No.	LPRM-90
Measuring Range	1.30-1.81
Minimum Graduation Value	0.01
Size (mm)	30 x 70 x 130
Weight (g)	400
Catalog No.	50810201

► Accessories:

Items	Refractive Index Value (RI)	Catalog No.
Contact liquids		
Monobromonaphthelene (6ml)	1.65	50810221
Methyl Iodide (3ml)	1.74	50810222
Sulphated methyl iodide (10ml)	1.79	50810223

Method of Operation (Singly Refractive)

1. Place the instrument on a suitable table. Open the upper cover. Drop a few drops of contact liquid onto the surface of the prism using a thin glass bar or soft wooden stick.
2. Gently place the polished surface of the gemstone on the prism, depressing it lightly to make sure the contact liquid is distributed evenly between the gemstone and measuring prism.
3. Close the upper cover.
4. Place the light source in the light entrance socket of the refractometer.
5. Look through the eyepiece and by a push/pull action focus so that the light/dark demarcation line can be seen in the field of view against the refractive index scale.
6. Read the refractive index of the gemstone from the scale where the demarcation line crosses the refractive index scale.

Anisotropic Gemstones (Doubly Refractive)

Anisotropic gemstones will display two demarcation lines when viewed through the eyepiece. These stones are sometimes known as 'bi-fringent' or 'doubly refractive.' There are two types of Anisotropic gemstones: (1) uniaxial, which has a single optical axis that does not cause light to doubly refract, and (2) biaxial, which has two optical axes that do not cause the light to doubly refract.

It is possible to identify whether a stone is uniaxial or biaxial by using the polariser and/or by rotating the gemstone through steps of 90°, taking refractive index measurements and monitoring the movement or prominence of the demarcation lines. Simple differentiation between uniaxial gemstones and biaxial gemstones can easily be achieved by rotating either the polariser or gemstone, where one demarcation line will remain static (uniaxial) as opposed to both demarcation lines varying in position (biaxial). More complex determination can be achieved by measuring the angle of double refraction as detailed below:

Using the polariser to identify Anisotropic Gemstones

1. Place the gemstone on the refractometer following the steps above.
2. Place the polariser on the eyepiece.
3. Turn the polariser in the eyepiece until a single borderline is seen (light is vibrating in one direction only, eliminating the extra-ordinary rays caused by birefringence).
4. Read the refractive index.
5. Gently rotate the gemstone on the prism by 90° taking care not to scratch the prism.
6. Turn the polariser by 90°
7. Measure the refractive index of the light vibrating at 90° to the measurement in point 4.
8. Repeat steps 5 to 7 until the stone has passed through 180° Interpretation of the results will identify the value of double refraction by calculating the difference between the measurement group with the maximum refractive index and the measurement group with the lowest refractive index and comparing to known data.

Calibration Verification

The refractometer can be checked for accuracy by placing the calibration block on the prism and verifying the readings against the declared value inscribed on the block. To apply the block, follow the 'Method of Operation for Singly Refractive Gemstones'. The refractometer can not be physically adjusted but any error between the calibration block and readings can be used as a correction factor for gemstone measurement.

Attention and Maintenance

The instrument is a delicate scientific instrument and should be treated accordingly. It has no user serviceable parts. After use, the instrument should be placed in its carry case and stored in a dry place. Remove battery from light source (torch) after use to prevent acid leakage on to the instrument. Take care with contact liquids.

Contact Liquids

Contact liquids are required to expel air between the measuring prism and gemstone under test. The contact liquid must be of a higher refractive index value than the gemstone under test; otherwise the refractive index of the contact liquid will be read. Contact liquids may be extremely harmful if not handled correctly – make sure that the guidelines for the liquids are followed carefully and read the Health & Safety data supplied.

► Digital Refractometer - LDRM IO Series



► Precautions:

- Don't expose the instrument to low / high temperature and sun light for long time, to avoid LCD losing effectiveness.
- Because the instrument is very precise, prevent it from violent shock.
- To avoid damage, don't disassemble and assemble the instrument or change the inner circuit and parts.
- Zero-setting should be implemented strictly according to instruction.
- Be sure to clean the prism surface and window of stage before and after every measurement.
- To avoid accuracy loss by evaporation, be sure to implement measurement immediately after dripping solution on window of stage.
- It can cause wrong results if measured under low voltage.
- Don't use the instrument in a humid and corrosive environment.
- Prevent the liquid from entering into battery house.
- Don't use it under the strong light (as sunlight, lamp etc.).

► Technical Specification:

Temperature Measurement Range	0°C -40°C
Precision of Measurement Temperature	±1°C
Measurement Temperature Resolution	1°C
Operation Temperature	0°C ~ 35°C
Storage Temperature	0°C ~ 50°C
Dimension	135 x 65 x 70mm
Weight	200g
Power Supply	1 x battery (9v)
Operating Time	More than 1500 times per Battery
Automatic Temperature Compensation	
Automatic Shut Off	
Conversion between Centigrade and Fahrenheit Degree	
Alarm of Low Voltage	

Model No.	Application	Range	Accuracy	Catalog No.
LDRM-10A	Brix	0~35%	0.1	50750801
LDRM-10B	Brix	0~35%	0.1	50750802
	Refractive Index	1.3330~1.3900	0.0003	
LDRM-10C	Brix	0~45%	0.1	50750803
LDRM-10D	Brix	0~45%	0.1	50750804
	Refractive Index	1.3330~1.4089	0.0003	
LDRM-10E	Brix	28~65%	0.1	50750805
LDRM-10F	Brix	28~65%	0.1	50750806
	Refractive Index	1.3770~1.4535	0.0003	
LDRM-10G	Brix	58~92%	0.1	50750807
LDRM-10H	Brix	58~92%	0.1	50750808
	Refractive Index	1.4370~1.5090	0.0003	
LDRM-10I	Salinity	0~28%	0.1	50750809
LDRM-10J	Salinity	0~28%	0.1	50750811
	Refractive Index	1.3330~1.3900	0.0003	
LDRM-10K	Urine sp.g	1.000~1.050	0.0001	50750812
LDRM-10L	Urine Sp.G	1.000~1.050	0.001	50750813
	Serum P.	0~12	0.1	
	Refractive Index	1.3330~1.3900	0.0003	
LDRM-10M	Mass s/w	0~35%	0.1	50750814
	Vol Ap	0~22%	0.1	
	oe	0~150	1	
	kmw	0~25	0.1	
LDRM-10N	Brix	0~35%	0.1	50750815
	Salinity	0~28%	0.1	
	Refractive Index	1.3330~1.3900	0.0003	

▶ Digital Refractometer

▶ LDRM-20 Series:



LDRM-20A &
LDRM-20B

- ▶ LDRM refractometer offers a wider refractive index range and Peltier temperature control. A shallow, easy to clean prism dish houses a new, single sapphire prism optical system protected by a sample presser that may also be used to instigate a measurement without the need to press the read button. A large sampling area on the prism surface allows measurement of not only homogenous fluids like edible and mineral oils but also difficult to read samples like fruit pulps and industrial resins.
- ▶ The instrument is available in two formats, LDRM-20A & LDRM-20B. Intelligent software ensures rapid temperature response to change in prism temperature, whilst the SMART temperature stability check makes sure that the result is displayed only when the sample is stable. A methods system allows rapid configuration of instrument setup and provides limit checks against stored data as well as product specific offsets and acid corrections. Over 700 readings may be stored within the instrument memory and the on-screen menu may be displayed in a number of different languages.
- ▶ Designed with the most vigorous environments in mind, the LDRM refractometer can be fitted with optional extras that allow use in wet and humid factory environments.

▶ Features :

- ▶ High accuracy.
- ▶ Wide range.
- ▶ Peltier temperature control.
- ▶ Easy clean prism.
- ▶ Water resistant housing.
- ▶ Presser 'Read' function.
- ▶ Methods system (100+).
- ▶ Over 700 stored readings.

► **Technical Specification:**

Model No.		LDRM-20A	LDRM-20B
Scales	Refractive Index	1.32 - 1.58	
	Sugar (°Brix)	0-100	
	User-defined (100 scales-configurable)	Yes	
Resolution	Refractive Index	0.0001	0.00001
	Sugar (°Brix)	0.1	0.01
Accuracy	Refractive Index	±0.0001	±0.00004
	Sugar (°Brix)	±0.1	±0.03
Presser Type		Polyacetal	
Reading Time		Minimum 4 seconds	
Measuring Temperature Range		10°C below ambient to 70°C	
Temperature Sensor Accuracy		±0.03°C	
Sample Temperature Stability		±0.05°C	
Temperature	Sucrose (°Brix)	5 - 70°C	
Compensation	AG Fluids	Simple coefficient (units/ °C) or polynomial function	
	User-defined	Yes	
Temperature Stability Checks		Independently selectable by method	
Ambient Humidity Range		<90% RH	
Physical	Prism	Artificial Sapphire (Single). 12mm sample area diameter	
Specification	Prism Dish	316 Stainless Steel / PEEK	
	Prism Seal	Silicon/Resin	
	Interfaces	1 Parallel (printer), 2 x Serial (RS232)	
	Sample Illumination	Light Emitting Diode (life 100,000hr +) 589nm	
	Temp. Control	Yes	
	Power Supply	External 100-240V, 50-60Hz. Supplied with instrument	
Catalog No.		50810301	50810302

► **Accessories:**

Items	Catalog No.
Enhanced Protection Pack	50810331
Waterproof Power Supply Unit	50810332
Splash Cover	50810333



Labnics Equipment
 43040 Christy St., Fremont, CA 94538 USA.
 Toll Free : (877) 620 9992
 Tel. : (925) 271 4322
 Fax : (925) 886 0400
 Email : info@labnics.com
 Website : www.labnics.com